

OraStretch® ROM Scales

Instructions

CRANIOREHAB.COM
1-800-206-8381



HELPING PEOPLE SAY AHHHHH!

Measure and Track Jaw Movement

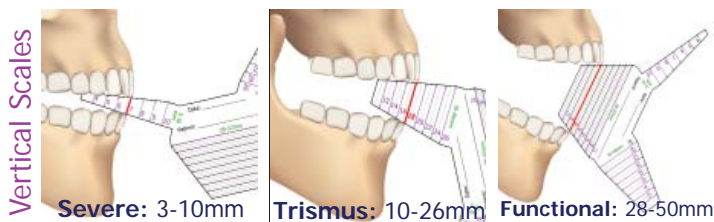
Mouth & Jaw Range of Motion (ROM) Scales

The OraStretch® Range-of-motion (ROM) scales are disposable paper measuring scales for patients and providers to measure the opening, movement and function of the mouth and jaw.

Scale Layout

Vertical ROM Measurement:

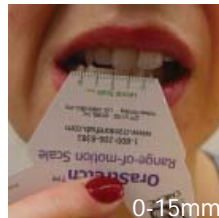
- Insert appropriate arm between teeth.
- Align indicator line to upper and lower teeth for measurement.



Lateral Motion Measurement (Side-to-side):

- Instruct patient to slide bottom teeth to side.
- Align the Lateral scale 0 (^) to center of bottom teeth between the two front teeth.
- Lateral measurement is the indica located under the center of the top teeth.

Lateral Scale



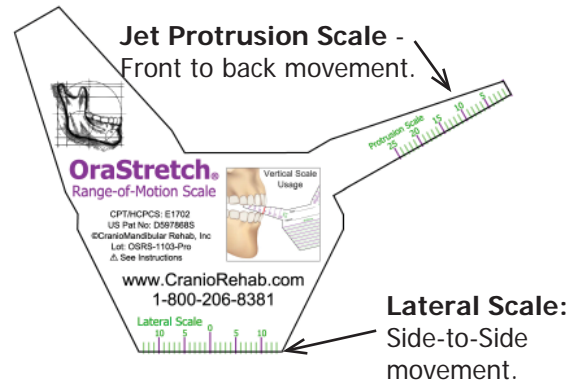
Jet Measurement:

- Instruct patient close mouth.
- Slide Jet scale along protruding teeth to opposing teeth.
- Jet measurement is indica next to protruding teeth.

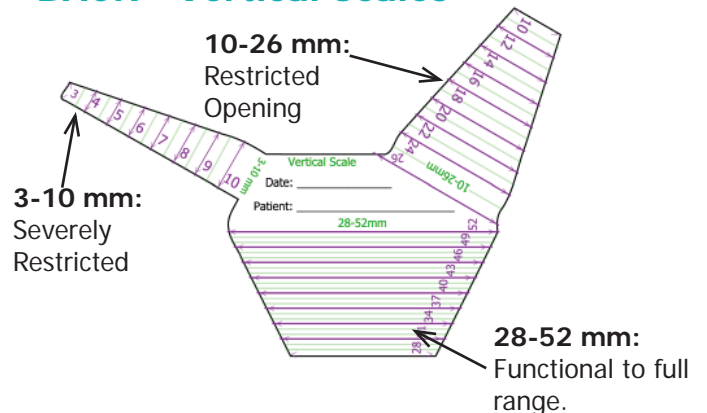
Jet Scale



FRONT - Horizontal Scales



BACK - Vertical Scales



CAUTION: Scales use an approximate gradient for individual progress tracking. Scales are not intended as accurate prognostic device for diagnosis or specific treatment.

CAUTION: Scales are intended for single-patient use only. Do not place or hold scale faces in contact with oral tissues. Please review this manual carefully before prescribing and/or use of the MIO scales.

DISCLAIMER: No promise or guarantee of results is being made or implied. Patient outcomes will vary.

Ordering or Questions: Call us at 1-800-206-8381 or online at www.CranioRehab.com

